

Chiline 沁音

DOLFIN

MOJITO

MOJITO+

True Wireless Stereo Earbuds


真無線藍牙5.1耳機/真無線藍牙5.1耳機

操作指南 | Quick Guide

充电盒操作及LED显示

功能	充电盒	●	LED
耳机开机	开盒		
耳机关机	关盒		
配对		按键3秒	☀ 蓝灯闪烁
恢复出厂设置		按键6秒	☀ 蓝灯闪烁
显示充电盒电量	关盒		<ul style="list-style-type: none"> ☯ LED不亮：电量不足 ☀ 红灯闪烁：最多充耳机1次 ☀ 绿灯闪烁：充耳机2次或以上 ● 绿灯长亮：电量充足
耳机充电	耳机入盒		
充电盒充电	插电		<ul style="list-style-type: none"> ● 红灯长亮：充电盒没电 ☀ 红灯闪烁：充电中 ☀ 绿灯闪烁：充电将满 ● 绿灯长亮：充电结束


耳机操作

功能	L	R	App	操作区域
低延时模式			✓	
接听/挂断	双击	双击		
播放	双击			
暂停	双击			
下一曲		双击		

充電盒操作及LED顯示

功能	充電盒	● 按鍵	LED
耳機開機	開盒		
耳機關機	關盒		
配對		按鍵3秒	☀ 藍燈閃爍
恢復出廠設置		按鍵6秒	☀ 藍燈閃爍
顯示充電盒電量	關盒		<ul style="list-style-type: none"> ☯ LED不亮：電量不足 ☀ 紅燈閃爍：最多充耳機1次 ☀ 綠燈閃爍：充耳機2次或以上 ● 綠燈長亮：電量充足
耳機充電	耳機入盒		
充電盒充電	插電		<ul style="list-style-type: none"> ● 紅燈長亮：充電盒沒電 ☀ 紅燈閃爍：充電中 ☀ 綠燈閃爍：充電將滿 ● 綠燈長亮：充電結束


耳機操作

	L	R	App	操作區域
低延時模式			✓	
來電接聽	按兩下	按兩下		
掛斷電話	按兩下	按兩下		
播放	按兩下			
暫停	按兩下			
下一曲		按兩下		

Case Operation & LED Indications

Function	Case	●	LED
Power up	Open		
Power down	Close		
Pair		Press for 3s	☀ Blue blinks
Reset		Press for 6s	☀ Blue blinks
Display case battery status	Close		<ul style="list-style-type: none"> ☯ OFF : Case battery insufficient ☀ Red : Charge ☹ once at most ☀ Green : Charge ☹ twice or over ● Green : Case battery is full.
Charge Earbud	Put back		
Charge case battery	Plug		<ul style="list-style-type: none"> ● Red : Case battery extremely low ☀ Red : Charging ☀ Green : Battery to be full ● Green : Charging complete

Earbud Operation

Function	L	R	App	Tapping Area
Low latency mode			✓	
Answer/End call	2 taps	2 taps		
Play	2 taps			
Pause	2 taps			
Next track		2 taps		

安全

本器材符合LP0002低功率射頻器材技術規範_章節3.8.2之規定。

取得審驗證明之低功率射頻器材，非經核准，公司、商號或使用者均不得擅自變更頻率、加大功率或變更原設計之特性及功能。低功率射頻器材之使用不得影響飛航安全及干擾合法通信；經發現有干擾現象時，應立即停用，並改善至無干擾時方得繼續使用。前述合法通信，指依電信管理法規定作業之無線電通信。低功率射頻器材須忍受合法通信或工業、科學及醫療用電波輻射性電機設備之干擾。

Safety

FCC Disclaimer

This equipment has been tested and found to comply with the limits for a Class B digital device, pursuant to part 15 of the FCC Rules. These limits are designed to provide reasonable protection against harmful interference in a residential installation.

This equipment generates, uses and can radiate radio frequency energy and, if not installed and used in accordance with the instructions, may cause harmful interference to radio communications. However, there is no guarantee that interference will not occur in a particular installation. If this equipment does cause harmful interference to radio or television reception, which can be

App 下载



CK1 CK2 CK21 V2.0 202106

determined by turning the equipment off and on, the user is encouraged to try to correct the interference by one or more of the following measures:

- Reorient or relocate the receiving antenna.
- Increase the separation between the equipment and receiver.
- Connect the equipment into an outlet on a circuit different from that to which the receiver is connected.
- Consult the dealer or an experienced radio/TV technician for help.

FCC Caution: To assure continued compliance, any changes or modifications to this device not expressly approved by manufacturer could void your authority to operate this equipment.

This device complies with part 15 of the FCC Rules. Operation is subject to the following two conditions: (1) This device may not cause harmful interference, and (2) this device must accept any interference received, including interference that may cause undesired operation.

The device has been evaluated to meet general RF exposure requirement. The device can be used in portable exposure condition without restriction.

Declaration of Conformity for EU Countries

EMC Directive 2014/30/EU (including amendments)

Low Voltage Directive 2014/35/EU

RED Directive 2014/53/EU (if product has RF function)

WEEE Disposal instructions

Do not throw this electronic device into the trash when discarding. To minimize pollution and ensure utmost protection of the global environment, please recycle it.

5

保修卡

质保声明

- 1、本产品享有自购买之日起一年的免费质量保修, 因人为因素或不可抗力因素, 造成的故障或损坏不在质保范围内。
- 2、请勿私自拆开或改装本产品。否则不再享有任保质量保证。

通知: 由于产品功能的不断更新, 您手中的操作指南可能会与实际操作有所出入。请到官网www.chiline.com.cn获取最新资讯。

三包凭证

产品型号: _____

用户姓名: _____

订单编号: _____

联系电话: _____

制 造 商: 英华达(上海)电子有限公司

地 址: 上海市徐汇区桂箐路7号

网 址: www.chiline.com.cn

服务电话: (021)64955505



企业微信

6

產品售後服務卡

非常感謝您選購本公司產品, 若有產品相關疑問, 請洽客服人員, 或至 Chiline 炫音臉書粉絲頁查詢或確認。商品保固登記可掃描下方QR Code至官網保固頁面註冊, 且至 Chiline 炫音粉絲頁關注我們, 即時收到最新訊息!

產品名稱 _____ 購買日期 _____

型號 _____

姓名 _____ 性別 _____

電話 _____

E-Mail _____

地址 _____



7

Warranty

Inventec Appliances Corp. gives a limited warranty of 12 months on this product since your purchase date. For the current warranty conditions, please visit the official website or contact your customer service representative online.

Note:

The battery consumption parameters are based on lab's new battery measurement. Li-polymer battery will undergo attenuation in the course of use, leading to a decreasing number of charges.

Product damages due to intentional, accidental or natural disasters will be excluded from our warranty.

8